




These questions help you determine if the company's stated values are reflected in daily practices.

- "Can you please if we have to follow tough decisions most of the time?"
- "What is the process of signing in and signing out?"
- "How does the company help employees to get professional training?"
- "Can you describe the typical work-life balance?"
- "Is it normal for employees to respond to emails after hours or on weekends?"
- "Can you walk me through an average 'day in the life' for someone who works in the office?"
- "What do you expect my top priority to be in the first 30, 60, and 90 days?"
- "What are the working hours on Weekends?"
- "What is our probational period?"